

21 – Collaborative development with hosted repositories

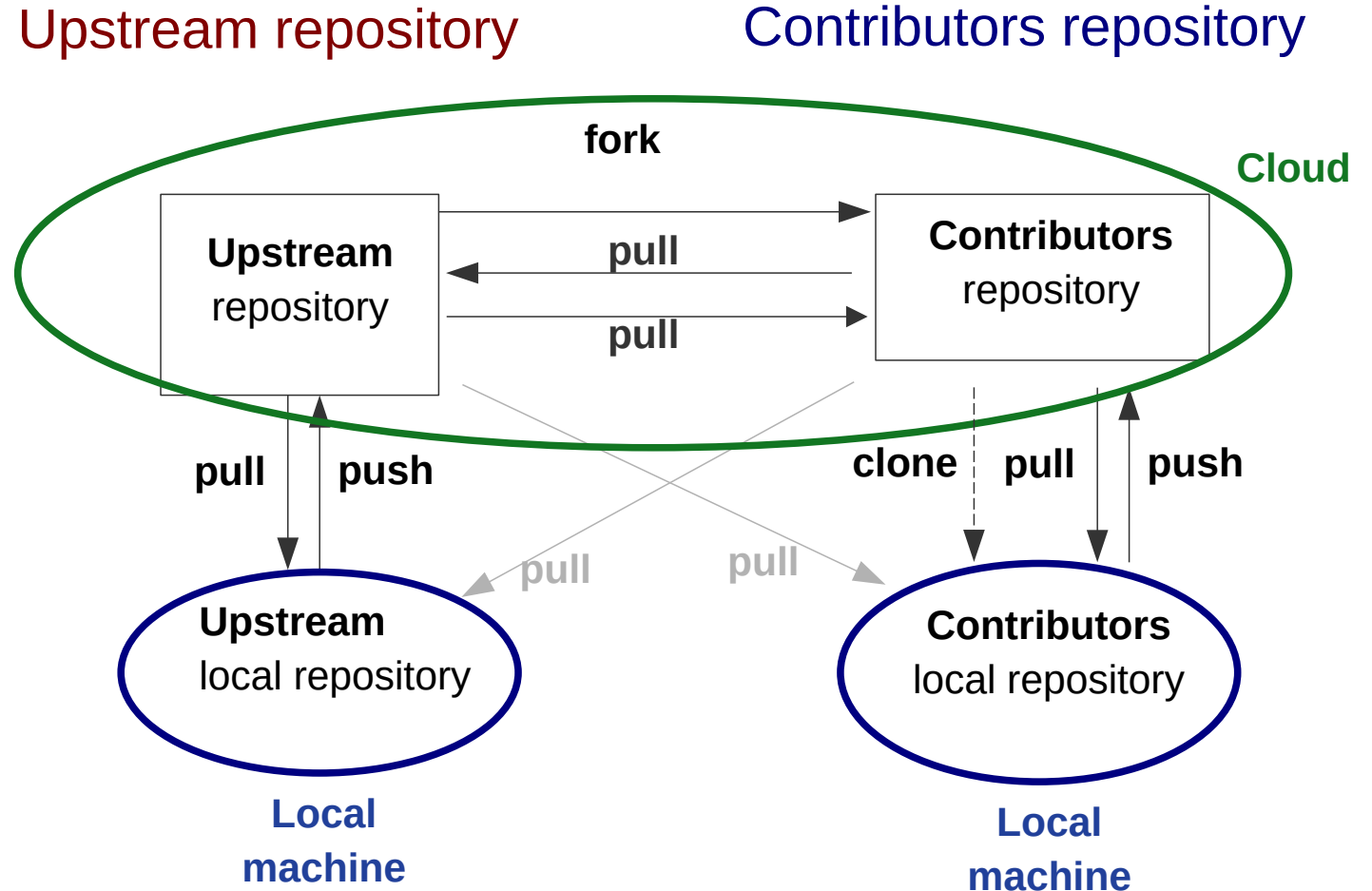
Bálint Aradi

Scientific Programming in Python (2026)

<https://atticlectures.net/scipro/python-2026/>

Remote git-hosting

- Public git hosting sites use the “**fork-pull-push**” workflow
- Similar to “branch & merge in two repositories”
- Local repository is “published” via **push** to public hosting site
- Changes from other repositories are imported via **pulls** from the public repositories at the hosting site



Create new repository (upstream)

- **Create** new repository locally (**local repository**) and make first commit

```
mkdir hello  
cd hello  
git init
```

```
print("Hello!")    hello.py
```

```
git add hello.py  
git commit -m "Initial checkin"
```

- Create repository with same name on Git the hosting server (**remote repository**)
- **Connect** local repository with remote repository

```
git remote add origin git@GIT_HOST:USERNAME/hello.git  
git remote -v
```

Registers remote repository as "origin"

Lists registered remote repositories

- **Push** local copy to remote repository "origin"

```
git push -u origin main
```

Replace this with your git hosting server
(e.g. github.com, gitlab.com, ...)

-u: connect main permanently with origin/main

Fork & clone existing repository (contributor)

- **Fork** repository of upstream user on the Git hosting server
(creates a copy on the hosting server, copy remains [associated with upstream repository](#))
- **Clone** repository from your namespace

```
git clone git@GIT_HOST:YOUR_USERNAME/hello.git
```


- **Register upstream** repository (e.g. for keeping track of updates on upstream/main)

```
cd hello  
git remote add upstream git@GIT_HOST:UPSTREAM_USER/hello.git  
git remote -v
```

Developing a feature (upstream)

Upstream: develop feature in feature branch, merge into main, push

```
git switch -c cleanup
```



```
def main(): hello.py  
    print("Hello!")  
  
if __name__ == "__main__":  
    main()
```

```
git add -u  
git commit -m "Wrap script in main()"
```

Developing a feature (upstream)



```
git add README.rst
git commit -m "Add readme file"
```

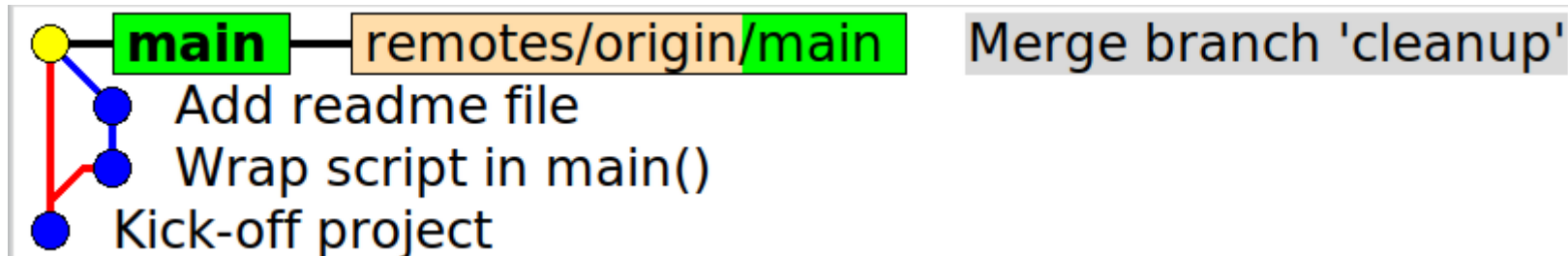
```
git switch main
git merge --no-ff cleanup
git branch -d cleanup
```

```
*****                               README.rst
Hello
*****

Trivial demo project.
```

Publish your project changes on the remote git-host

```
git push origin main
```



Developing a feature (contributor)

Contributor: develop feature in feature branch, synchronize changes, push, make PR


```
git switch main  
git switch -c extend
```

```
print("Hello, World!") hello.py
```



```
git add -u  
git commit -m "Extend greeting"
```

```
print("Hello, World!") hello.py  
print("How are you doing?")
```



```
git add -u  
git commit -m "Make greeting more polite"
```

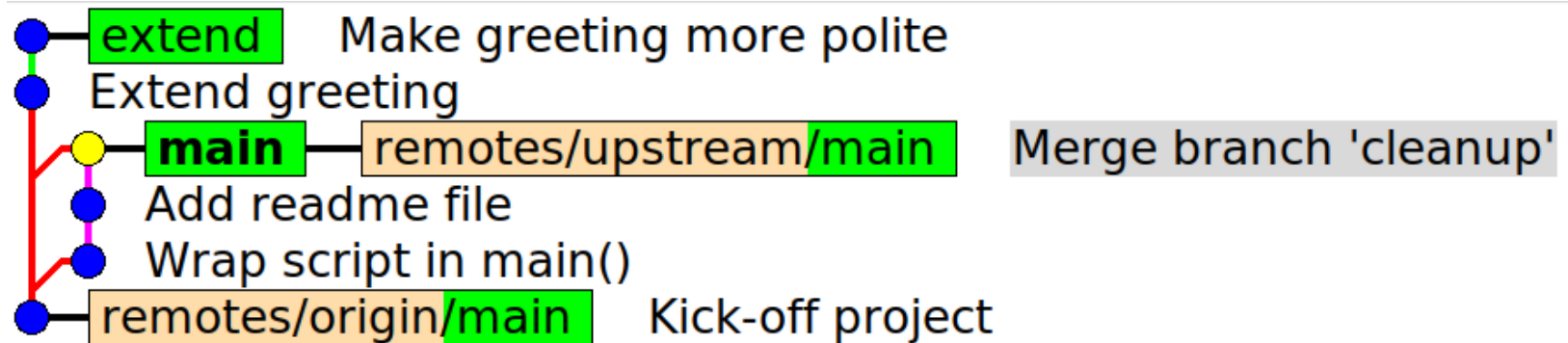
Developing a feature (contributor)

Developer 2: synchronize main branch with devel1/main

```
git switch main  
git pull --ff-only upstream main
```

Fast-forward only: Would fail if main had been modified apart of being pulled from devel1/main

→ Main branch of contributor identical to upstream/main



Developing a feature (contributor)

Developer 2: merge updated main into feature branch, fix eventual conflicts

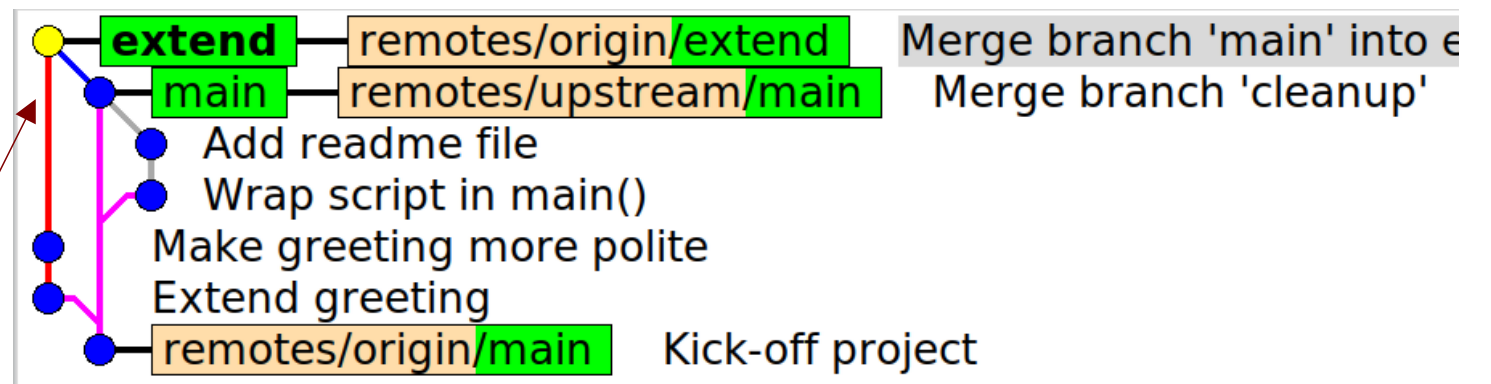
```
git switch extend
git merge main
```

```
def main():  
    print("Hello, World!")  
    print("How are you doing?")  
  
if __name__ == "__main__":  
    main()
```

```
git add hello.py  
git commit
```

Publish your changes

```
git push origin extend
```



Make pull request / merge request (contributor)

Active branches

Branch	Updated	Check status	Behind	Ahead	Pull request
<code>extend</code>	6 minutes ago		0	6	

New pull request

Extend greeting #1

Open baradi09 wants to merge 3 commits into `aradi:main` from `baradi09:extend`

Conversation 0

Commits 3

Checks 0

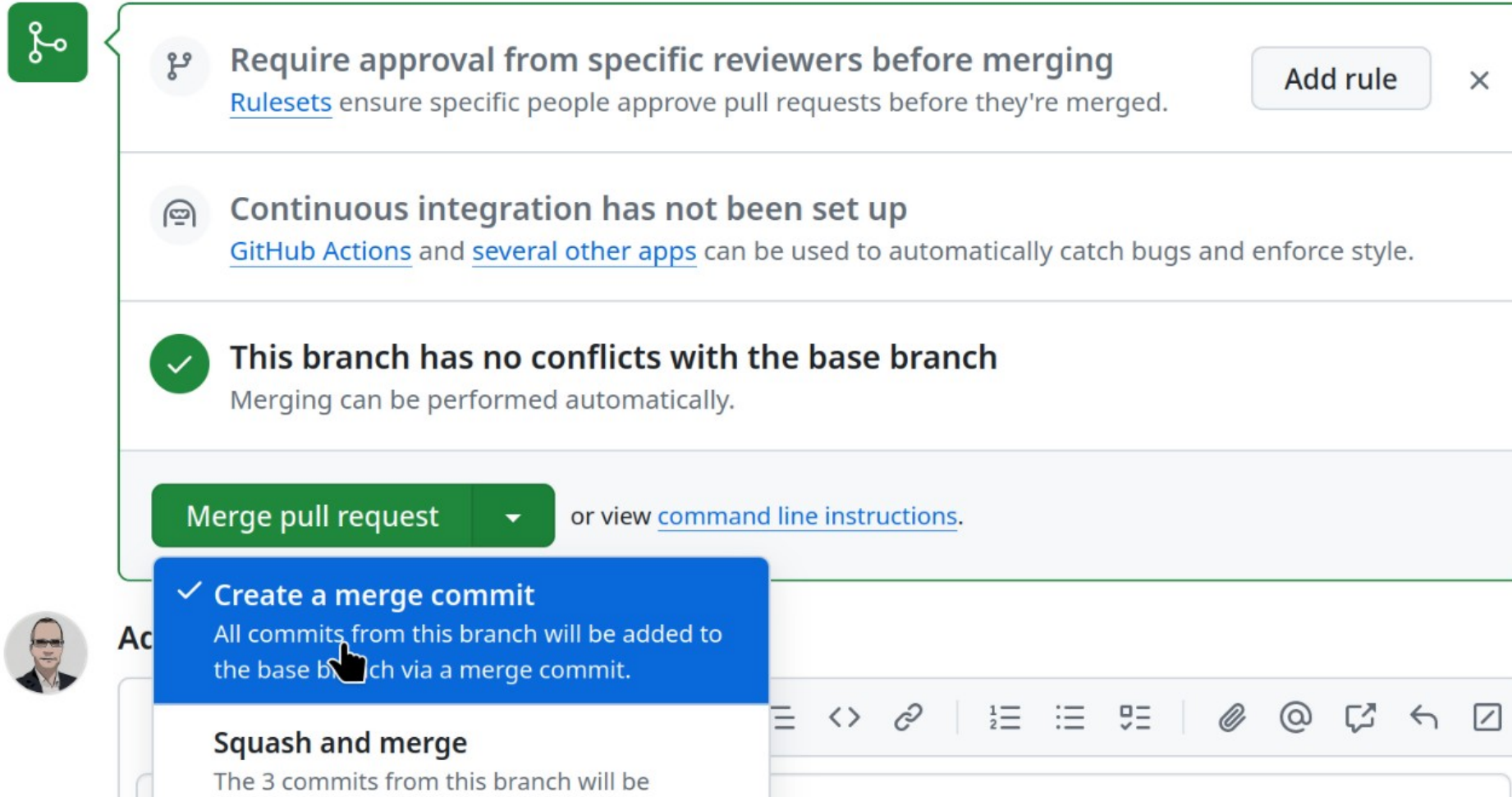
Files changed 1

- You can add further commits to this branch during review and push it as before

Accept pull request (upstream)

- When PR gets accepted, changes are merged to upstream/main

Add more commits by pushing to the **extend** branch on [baradi09/hello](#).



The screenshot shows a GitHub pull request interface. At the top, there is a green icon of a pull request. Below it, a box contains three status checks: 1. 'Require approval from specific reviewers before merging' with a key icon and a description that 'Rulesets ensure specific people approve pull requests before they're merged.' and an 'Add rule' button. 2. 'Continuous integration has not been set up' with a bug icon and a description that 'GitHub Actions and several other apps can be used to automatically catch bugs and enforce style.' 3. 'This branch has no conflicts with the base branch' with a green checkmark icon and a description that 'Merging can be performed automatically.' Below these checks is a green button labeled 'Merge pull request' with a dropdown arrow, followed by the text 'or view [command line instructions](#).' A blue tooltip box is overlaid on the 'Merge pull request' button, containing a green checkmark and the text 'Create a merge commit' and 'All commits from this branch will be added to the base branch via a merge commit.' Below the tooltip, the 'Squash and merge' option is visible, with the text 'The 3 commits from this branch will be'.

Sync main with upstream/main (contributor)

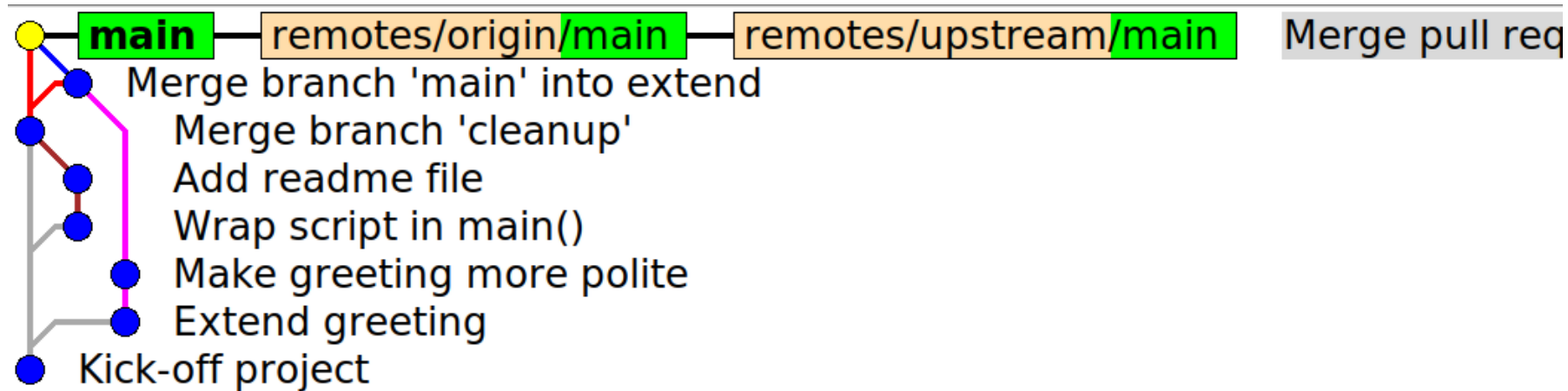
```
git pull --ff-only upstream main  
git push origin main
```

```
git branch -d extend
```

Deletes local branch

```
git push --delete origin extend
```

Deletes remote branch



Contributors workflow (summary)

Fork / Pull / Push model

- Keep up to date with current changes on main
- **Create** feature **branch**
- **Develop** feature
- (**Synchronize** with upstream changes, if needed)
- **Push** branch

- Make **pull / merge request**
- When feature had been merged:
 synchronize,
 delete local and remote branch

```
git switch main  
git pull --ff-only upstream main
```

```
git switch -c BRANCH_NAME
```

Develop locally

Synchronize with upstream if needed

```
git push origin BRANCH_NAME
```

Make pull request on host

Wait for upstream to merge changes

```
git switch main  
git pull --ff-only upstream main  
git branch -d BRANCH_NAME  
git push --delete origin BRANCH_NAME
```

Few random notes

- **Repository** can be made **private**, contributors must be then invited to the repository (they usually gain write access to the repository then)
- If all developers have write access to the repository (small projects), the same repository might contain all temporary feature branches (no forking necessary)
- Git hosting services also offer automatic testing / code checking, etc. (CI – **continuous integration**)
- It is a good idea to configure git globally to **only allow fast-forward pulls**

```
[pull]                                ~/.gitconfig  
ff = only
```

↑
Makes --ff-only the default for pulls

- Two strategies for **incorporating project changes from upstream**:
 - **Merging** (as explained here)
 - **Rebasing** (might be more complicated, but allows linear history)

Further reading:

- [GitHub quickstart guide](#)
- Any other GitHub / GitLab / Bitbucket tutorial
- Several projects have their own detailed Git-workflow guides (e.g. [DFTB+ Git-workflow](#))